

Trinidad and Tobago

Statistical Country Profile



Edition 01/2024

Publication date: 19 January 2024

Contact us:

www.destatis.de/contact

Phone: +49 611 75 2405

© Federal Statistical Office of Germany (Destatis), 2024

Reproduction and distribution, also of parts, are permitted, provided that the source is mentioned.

Contents

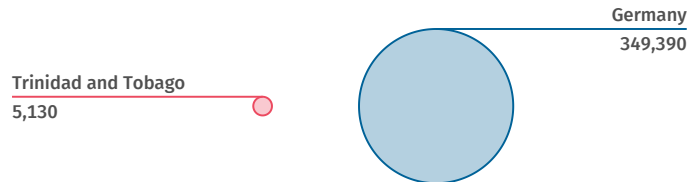
| | |
|---|----|
| General information | 3 |
| Economy and finance | 3 |
| Population | 5 |
| Health | 6 |
| Education | 6 |
| Labour force | 6 |
| Living conditions | 8 |
| Production | 8 |
| Agriculture and forestry | 8 |
| Foreign trade | 9 |
| Transport | 11 |
| Environment and energy | 11 |
| Science, research, technology | 12 |
| Sources | 12 |



General information

| | | |
|--------------------------------------|-------------------------------------|---|
| Capital city Port of Spain | Official language English | Currency Trinidad and Tobago Dollar |
|--------------------------------------|-------------------------------------|---|

Land area in relation to Germany
km²



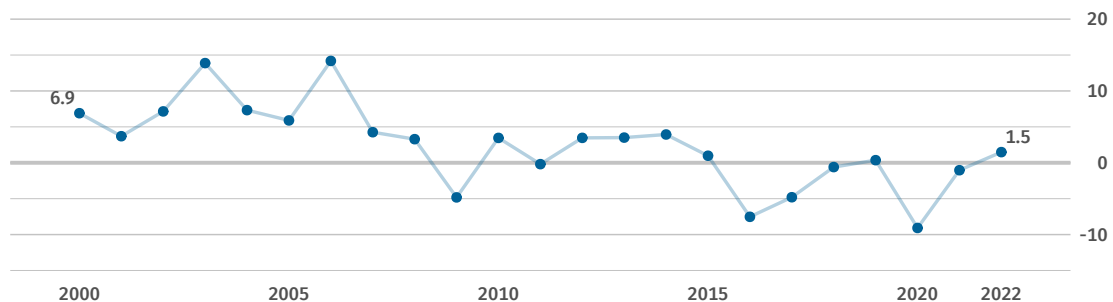
Source: WB-WDI



Economy and finance

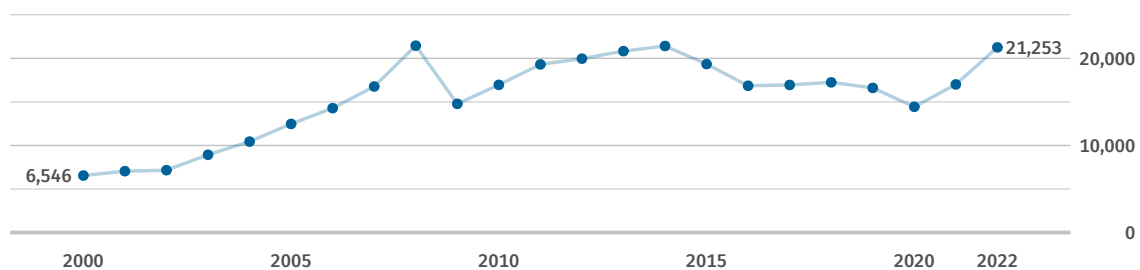
| | | | |
|---|---|---|---|
| Gross domestic product (GDP), total bn US\$ 30 (2022) Source: IMF-WEO | GDP, real change % since 2000 +57 (2022) Source: IMF-WEO* | GDP per capita US\$ 21,253 (2022) Source: IMF-WEO | GDP per capita internat. US\$ 29,050 (2022) Source: IMF-WEO |
|---|---|---|---|

Gross domestic product, real change
% on previous year



Source: IMF-WEO

Gross domestic product per capita
US\$



Source: IMF-WEO

Inflation rate
(change of consumer
price index)
% on previous year

+5.8
(2022)

Source: IMF-IFS

General government
gross debt

% of GDP
51.0
(2022)

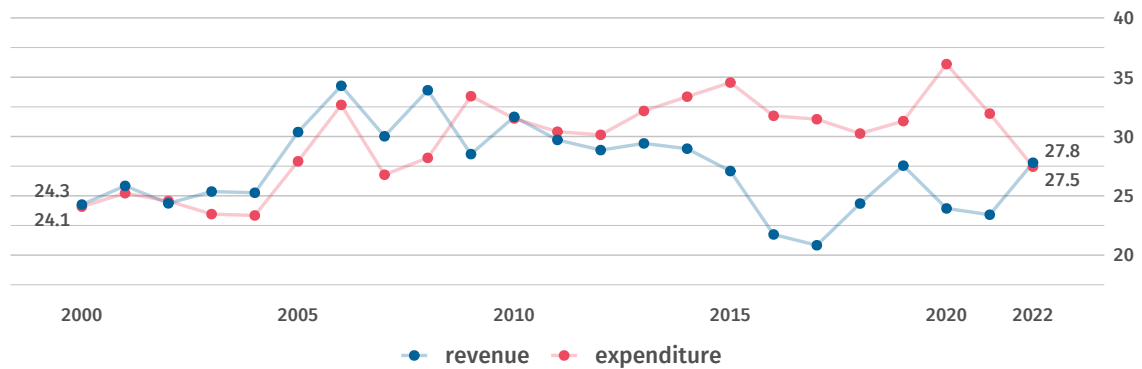
Source: IMF-WEO

General government
net lending / borrowing

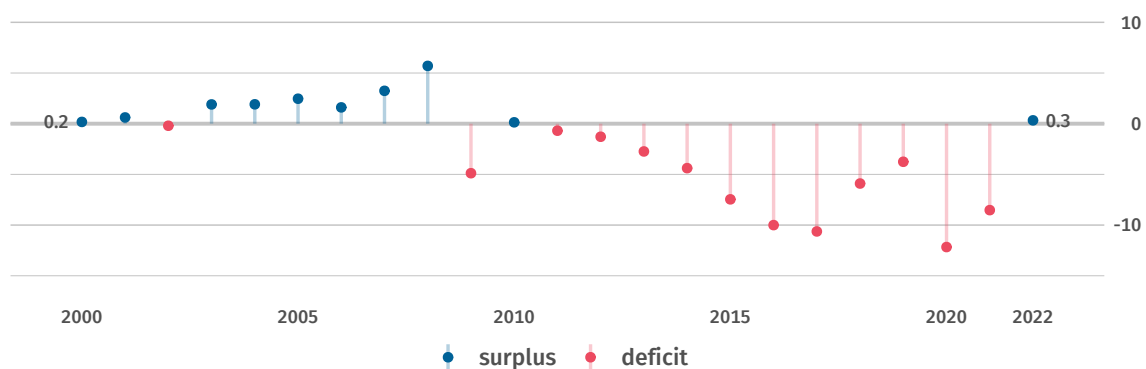
% of GDP
+0.3
(2022)

Source: IMF-WEO

General government revenue and expenditure % of GDP



General government net lending / borrowing % of GDP



Foreign direct
investment (FDI):
inward stocks

bn US\$
8.358
(2022)

Source: UNCTAD

Foreign direct
investment (FDI):
outward stocks

bn US\$
3.488
(2022)

Source: UNCTAD

Foreign direct
investment (FDI):
net flow, inward

bn US\$
-0.493
(2022)

Source: UNCTAD

Foreign direct
investment (FDI):
net flow, outward

bn US\$
1.160
(2022)

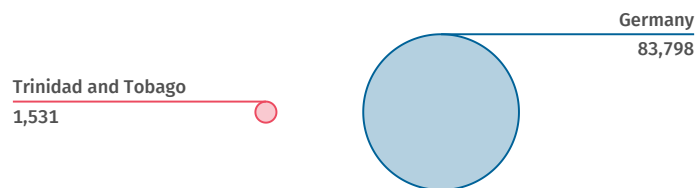
Source: UNCTAD



Population

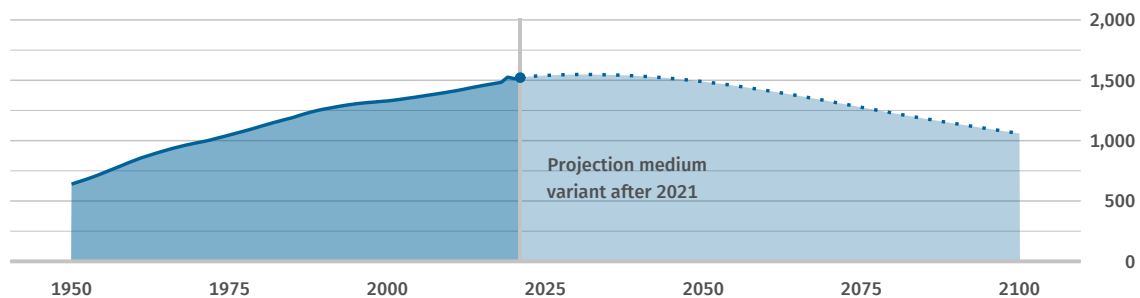
| | | | |
|--|--|---|---|
| Population total 1,000 1,531 (2022) Source: WB-WDI | Population density inhabitants per km² 297 (2021) Source: WB-WDI | Life expectancy at birth (women) years 76.4 (2021) Source: WB-WDI | Life expectancy at birth (men) years 69.7 (2021) Source: WB-WDI |
|--|--|---|---|

Population in relation to Germany 2022 1,000



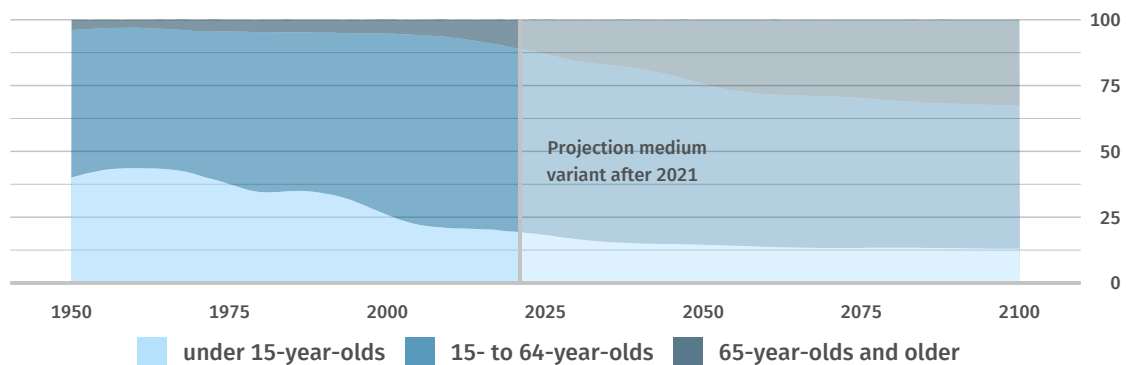
Source: WB-WDI

Population 1,000



Source: UN-POP

Population by age group proportion, %



Source: UN-POP



Health

| | | | |
|--|--|---|--|
| Practising physicians per 1,000 inhabitants 4.5 (2019) Source: WHO | Hospital beds per 1,000 inhabitants 3.0 (2017) Source: WHO | Prevalence of raised blood pressure % 25.8 (2015) Source: WHO | Prevalence of obesity (BMI >= 30) % 18.6 (2016) Source: WHO |
|--|--|---|--|



Education

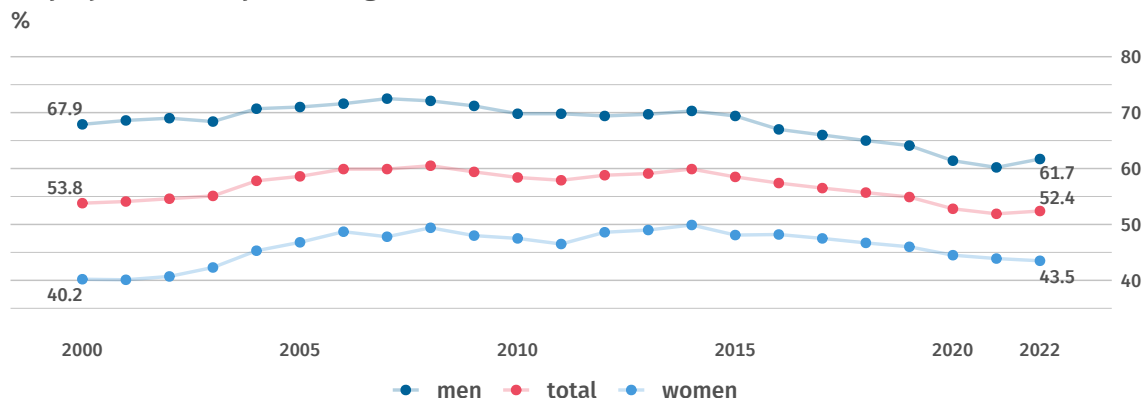
| | | | |
|--|---|--|--|
| Government expenditure on education % of GDP 4.1 (2020) Source: UNESCO | Pupil-teacher ratio (primary education) number 17.6 (2009) Source: UNESCO | Pupil-teacher ratio (secondary education) number No data Source: UNESCO | Students (tertiary education) per 100,000 inhabitants 1,298 (2004) Source: UNESCO* |
|--|---|--|--|



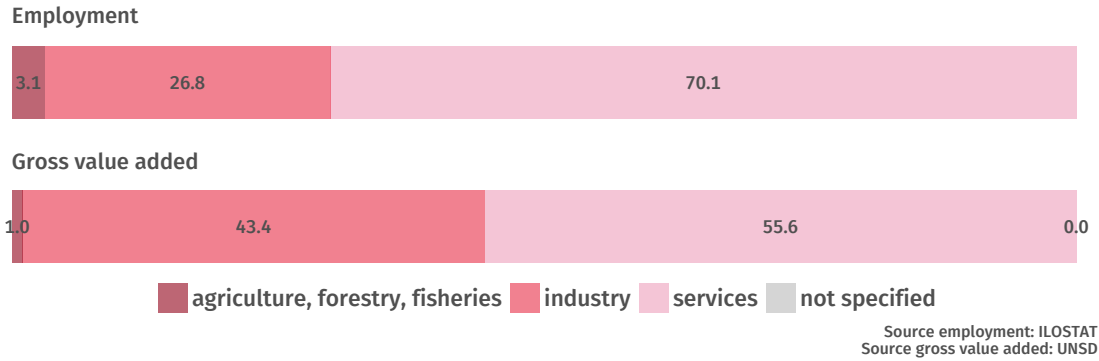
Labour force

| | | | |
|--|--|--|--|
| Employment rate (persons aged 15+) % 52.4 (2022) Source: ILOSTAT | Labour force (persons aged 15+) 1,000 675 (2022) Source: ILOSTAT | Labour force participation rate (persons aged 15+) % 54.5 (2022) Source: ILOSTAT | Self-employment (persons aged 15+) % 24.5 (2022) Source: ILOSTAT |
|--|--|--|--|

Employment rate (persons aged 15+)

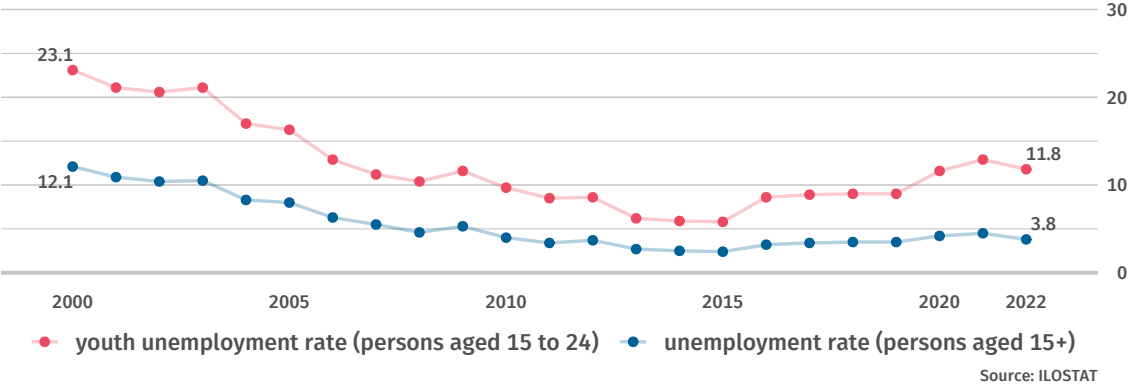


Employment and gross value added by sector 2021



| | | |
|--|---|--|
| Unemployment rate (persons aged 15+) % | Unemployment rate (persons aged 15 to 24) % | Long-term unemployment rate (persons aged 15+) % of unemployed persons |
| 3.8 | 11.8 | 23.7 |
| (2022) | (2022) | (2002) |
| Source: ILOSTAT | Source: ILOSTAT | Source: ILOSTAT |

Unemployment rate and youth unemployment rate





Living conditions

Human Development Index (HDI)

value (0 low to 1 high)

0.810

(2021)

Source: UNDP

Human Development Index (HDI)

rank (of 191 countries)

57

(2021)

Source: UNDP

Income distribution: Gini coefficient

value (0 to 100; 0=equal distribution)

No data

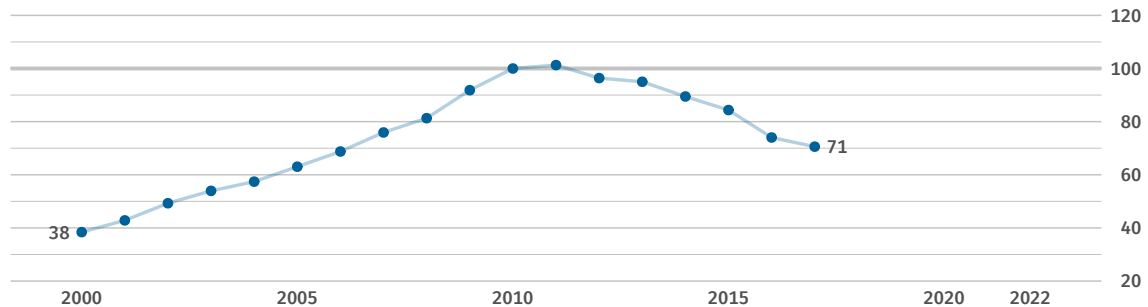
Source: WB-WDI



Production

Index of industrial production

2010=100



Source: IMF-IFS



Agriculture and forestry

Change of agricultural production

% since 2000

+21

(2021)

Source: FAO*

Agricultural land

% of land area

10.5

(2021)

Source: FAO*

Forest area

% of land area

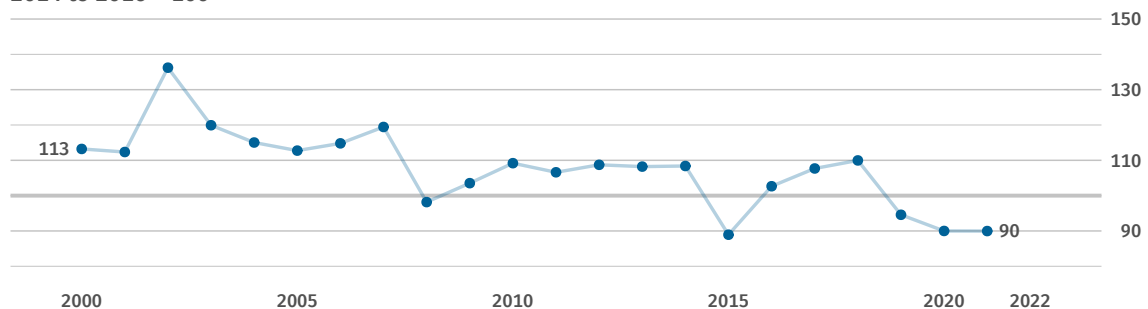
44.4

(2021)

Source: FAO*

Index of agricultural production

2014 to 2016 = 100



Source: FAO



Foreign trade

Export of goods

bn US\$

11.529

(2022)

Source: UN Comtrade

Import of goods

bn US\$

6.203

(2022)

Source: UN Comtrade

Trade balance, goods

bn US\$

+5.326

(2022)

Source: UN Comtrade*

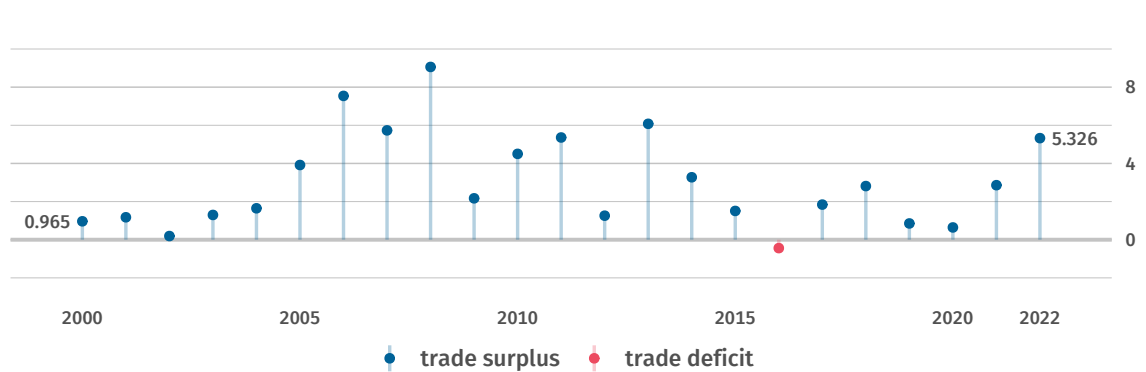
Export and import of goods

bn US\$



Foreign trade balance

bn US\$



Goods exported to Germany

mn US\$

214

(2022)

Source: UN Comtrade

Goods exported to Germany

% of all goods exported

1.9

(2022)

Source: UN Comtrade*

Goods imported from Germany

mn US\$

152

(2022)

Source: UN Comtrade

Goods imported from Germany

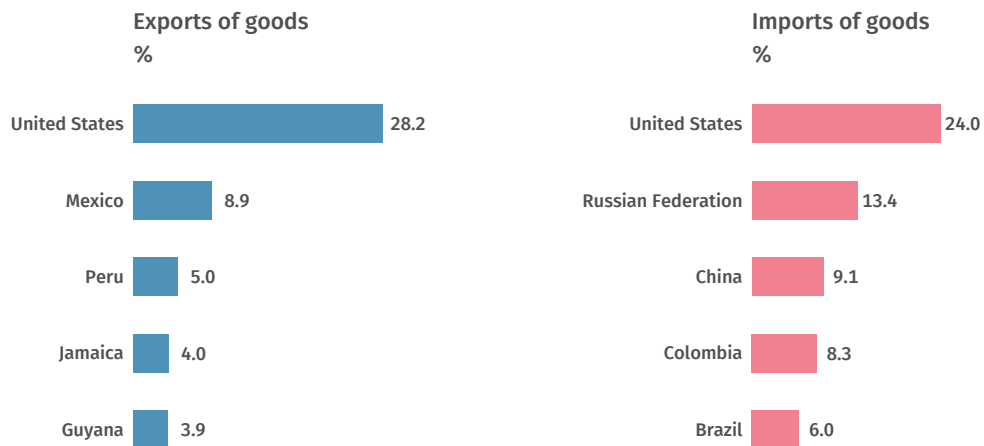
% of all goods imported

2.5

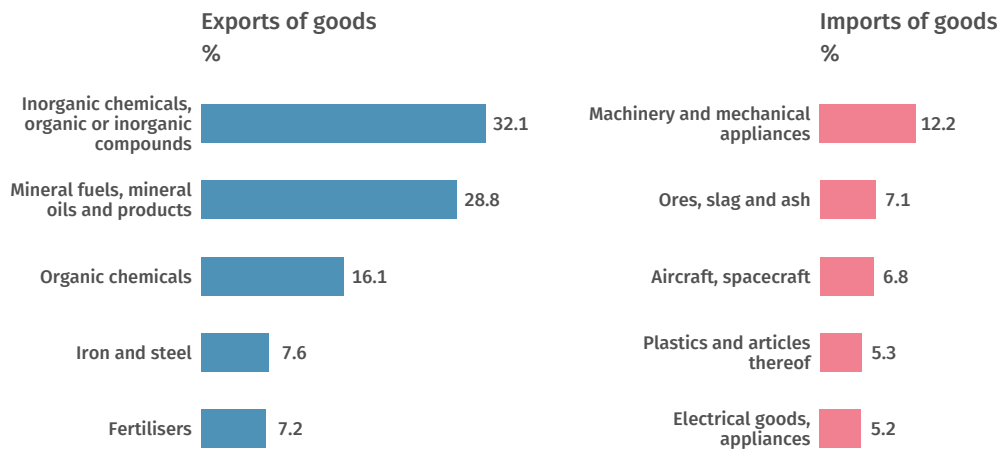
(2022)

Source: UN Comtrade*

Main trading partners 2022



Main commodities traded 2022



Source: UN Comtrade*

Classification of commodities: Harmonized Commodity Description and Coding Systems (HS2).



Transport

Passenger cars
per 1,000 inhabitants

255

(2015)

Source: OICA*

Total rail network
km per 1 mn inhabitants

No data

Source: WB-WDI*

Air transport, passengers
per 1,000 inhabitants

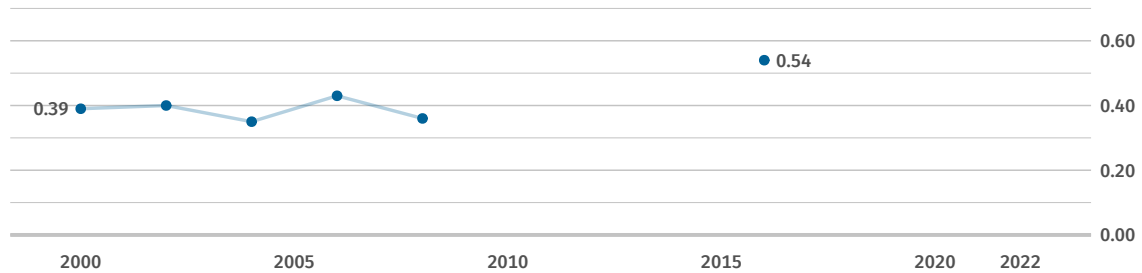
428

(2021)

Source: WB-WDI*

Gasoline price at the pump

US\$ per litre



Data collection conducted every two years.
2010, 2012, 2014: Missing data. Source: WB-WDI



Environment and energy

Carbon dioxide
emissions
tonnes per capita

21.2

(2022)

Source: EDGAR

Total primary
energy supply
kg oil equivalent per capita

13,489

(2014)

Source: WB-WDI

Gross electricity
consumption
kWh per capita

6,661

(2014)

Source: WB-WDI

Renewable
energy
% of total final energy
consumption

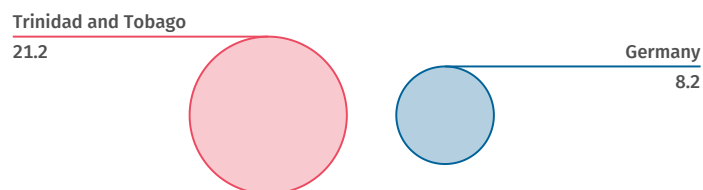
0.5

(2020)

Source: WB-WDI

Carbon dioxide emissions in relation to Germany 2022

tonnes per capita



Source: EDGAR



Science, research, technology

Gross domestic
expenditure on R&D
% of GDP

0.1

(2018)

Source: UNESCO

Researchers

per 1 mn inhabitants

567

(2018)

Source: UNESCO

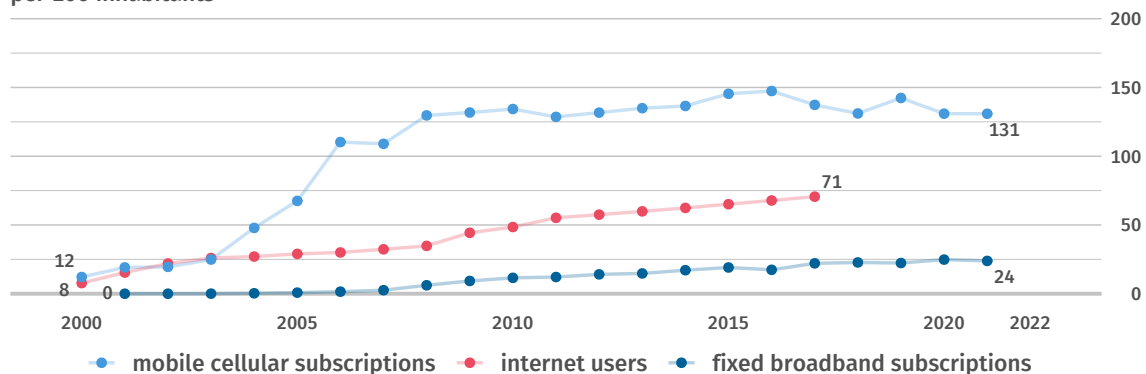
Resident patent
applications
per 1 mn inhabitants

1

(2021)

Source: WIPO

Dissemination of modern communication technology per 100 inhabitants



Source: ITU



Sources

| | |
|-------------|---|
| EDGAR | Emissions Database for Global Atmospheric Research, European Commission |
| FAO | United Nations, Food and Agricultural Organization |
| ILOSTAT | International Labour Organization, ILOSTAT - Database |
| IMF-IFS | International Monetary Fund, International Financial Statistics |
| IMF-WEO | International Monetary Fund, World Economic Outlook |
| ITU | United Nations, International Telecommunication Union |
| OICA | International Organization of Motor Vehicle Manufacturers |
| UN Comtrade | United Nations, Comtrade Database |
| UNCTAD | United Nations, Conference on Trade and Development |
| UNDP | United Nations Development Programme |
| UNESCO | United Nations, Educational, Scientific and Cultural Organization |
| UNPOP | United Nations, Population Division |
| UNSD | United Nations, Statistics Division |
| WB-WDI | World Bank, World Development Indicators |
| WHO | World Health Organization, Global Health Observatory |
| WIPO | World Intellectual Property Organization |

* Own calculations based on the original data source.

©nanoline icons by vuuuds + Caviar-Premium Icons by Neway Lau, CreativMarket / own adaptation

Statistical country profiles on all UN Member States: www.destatis.de/countryprofiles